


VOGUE CLASSIQUE


3 layouts available • Sleeps 6-8

The Vogue Classique is the elegant culmination of the very best of Willerby's design work and materials, delivered with our 70 years of manufacturing pedigree.

In addition to the original 14ft model, we now offer a smaller 13ft size. With both two and three bedroom options, this stunning holiday home is sure to make you the envy of your neighbours on park.

 View our 360° walk-through online tour

 For more details visit willerby.com

 Floor plans shown on page 113





KEY HIGHLIGHTS

◊ KERB APPEAL

The striking apex glazed front end and the optional Juliet balcony to the main bedroom make the Vogue unmissable on any park.

1. HOSTS WITH THE MOST

The spacious kitchen/diner packs in an American style double door fridge-freezer, wine rack and six seater dining table – guaranteeing you have everything you need for entertaining.

2. SPACIOUS SANCTUARY

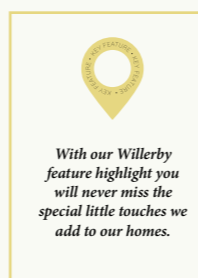
Our 43 x 14 2 bed model is the largest home available on the market in its category – and boasts a floor to ceiling height of 2.6m in the lounge!

3. SLEEP IN STYLE

The statement main bedroom includes an impressive walk-in wardrobe, ensuite bath (two bed models) and an opulent dressing area – complete with Velux® skylight.

4. CLIMATE CONTROL

The Vogue also offers additional options for a retractable awning, a Vaillant vSMART™ app-enabled thermostat* and air conditioning to the main bedroom (two bed models).



With our Willerby feature highlight you will never miss the special little touches we add to our homes.

STANDARD FEATURES

EXTERIOR/STRUCTURE

- Rigid vinyl cladding - standard colour Chateaux
- Energy efficient white PVCu double glazed windows and doors
- Fully galvanised chassis

INTERIOR FEATURES

- Central heating system featuring high-efficiency condensing combi boiler (see p59)
- Integrated Bluetooth MP3 sound system
- Brushed chrome sockets and USB outlets

LOUNGE

- Two seater sofas with integrated power footrest and USB outlet and three seater sofa with fold-out sofa bed (two bed models)
- L-shaped sofa with integrated power footrest, fold-out sofa bed and USB outlet (three bed model)
- Scatter cushions
- Electric fire (see p64)
- TV cabinet and TV point
- Mirror
- Feature radiator(s)

DINING AREA

- Six seater dining table with plush upholstered dining chairs
- Pendant lighting

KITCHEN

- Integrated microwave (see p64)
- American style double door fridge-freezer with ice water dispenser
- Gas oven/grill with 5 burner hob and glass splashback (see p64)
- Integrated washer/dryer
- Integrated dishwasher
- Large pantry cupboard (13ft models)
- Extractor fan
- Velux® window

MAIN BEDROOM

- King-size bed with lift-up storage and upholstered headboards
- Bedside cabinets and wall lights
- Bedding pack – Slate (see p96)
- Scatter cushions
- Walk-in wardrobe (two bed models)
- Large wardrobe (three bed model)
- Dressing table with mirror and chair
- Velux® window
- TV point
- Ensuite bathroom (two bed models)
- Ensuite shower room (three bed model)

TWIN BEDROOM(S)

- 3ft wide single beds with upholstered headboards (single beds in three bed model)
- Bedding pack – Slate (see p96)
- Bedside cabinets and wardrobe
- TV point

FAMILY SHOWER ROOM


- Shower enclosure with thermostatically controlled shower
- Dual flush WC
- Wash basin




FLOOR PLAN



Vogue Classique • 43 x 14 • 2 bedroom • Sleeps 6



Vogue Classique • 43 x 13 • 2 bedroom • Sleeps 6



Vogue Classique • 43 x 13 • 3 bedroom • Sleeps 8

Key

- Boiler
- Microwave
- Fold-out bed
- Fridge-freezer
- MP3 position
- Fire
- Wardrobe
- Washing machine
- TV space
- Cooker
- Dishwasher
- Air conditioning

For more images and videos of the Vogue Classique please visit us online at willerby.com/vogueclassique

SHOWER OPTION
Choose a walk-in shower to replace the bath in the ensuite (two bed models).

OPTIONAL EXTRAS

- Vogue Classique Lodge Specification - including CanExel® cladding and window frames in a choice of colours, Residential Specification BS 3632 (2015), outlook French doors to lounge and Vogue Classique Lodge name badge
- Exterior cladding – rigid vinyl and CanExel® options (see p126)
- Environmental Green exterior with graphite windows (see p126)
- Retractable awning to front eave
- Graphite PVCu windows and doors
- Outlook French doors to lounge (two bed models)
- Vaillant vSMART™ app-enabled thermostat*
- Four-seater dining table and chairs to replace six-seater
- Wine cooler
- Double bed to replace twin beds
- Simply Better Sleep mattress upgrade pack (see p96)
- Air conditioning in main bedroom (two bed models)
- Outlook French doors or bi-fold door to the main bedroom
- Juliet balcony to the main bedroom with outlook French door (two bed models)
- Walk-in shower to replace bath in ensuite (two bed models)
- Residential Specification BS 3632 (2015) *includes outlook French doors to lounge (see p127)
- European Specification (see p80)
- Simply Pawsome dog friendly pack (see p72)
- Trace heating (see p4)
- Eco pack (see p4)

*WiFi required

Model designations shown for the above product(s) are not definitive dimensions. For actual dimensions please refer to the table on page 129. Photography shows the 43 x 14 2 bed Vogue Classique with optional Sand CanExel®, graphite PVCu windows and doors, retractable awning to front eave, air conditioning and Juliet balcony to main bedroom. Product photography is intended for illustrative purposes only. Your holiday home may vary from product photography based on your chosen specification, options selected and availability of materials. Some of the items photographed (such as TV, DVD player, kettle, and ornaments etc.) are accessories used for illustrative purposes only and are not included. Specifications and options are accurate as of 3rd February 2020. All specifications and options are subject to change and are superseded by any subsequent publication. Additional product images can be viewed at willerby.com